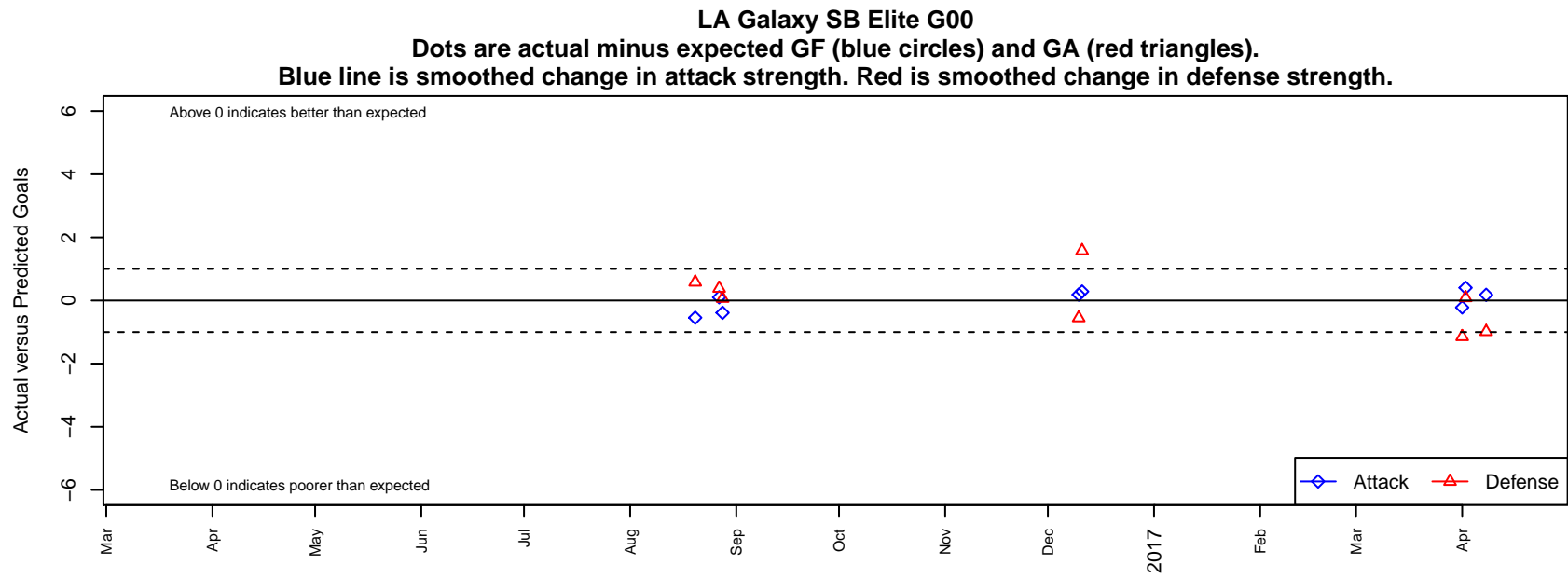


LA Galaxy SB Elite G00

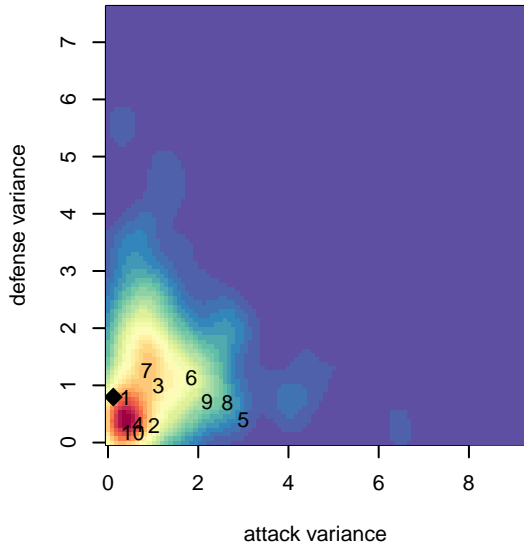
, CAS
G00 total strength=2060
attack=102.22 defense=60.62

alt names used:
LAGSB 2000 Elite

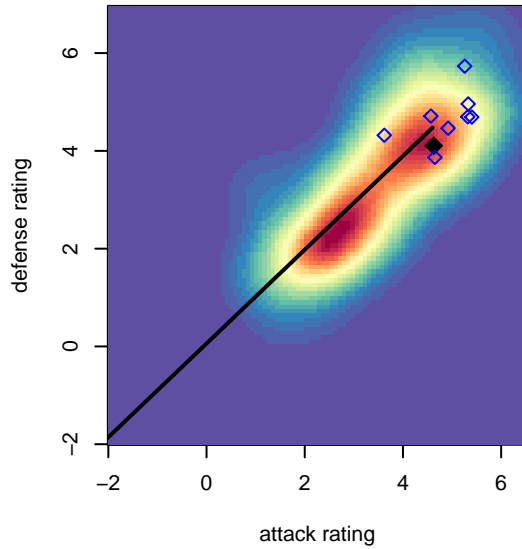
Venues played:
2016 FWRL CAS G00



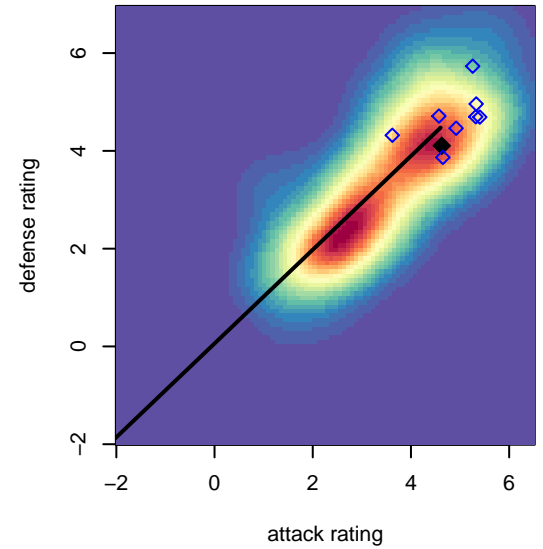
**attack and defense variance (black dot)
relative to other teams
and top 10 in region**



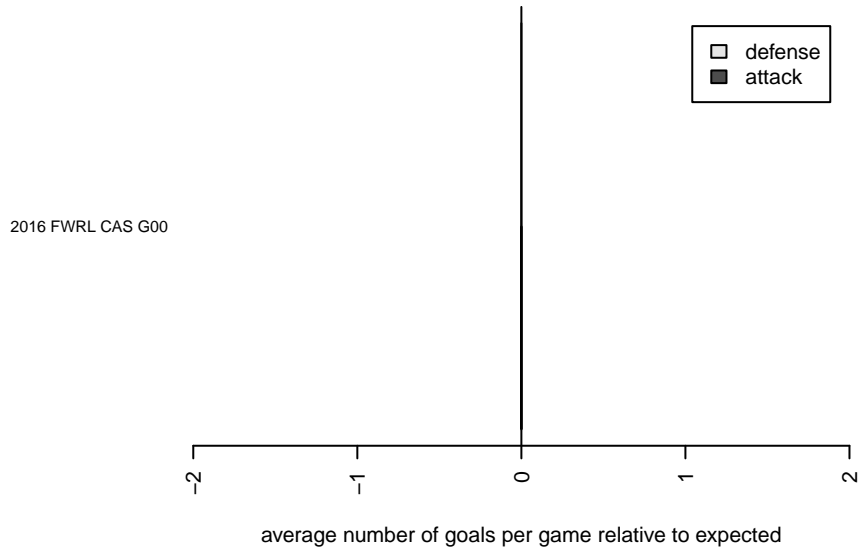
**attack and defense rating
relative to others at age
and all opponents in last 13 months**



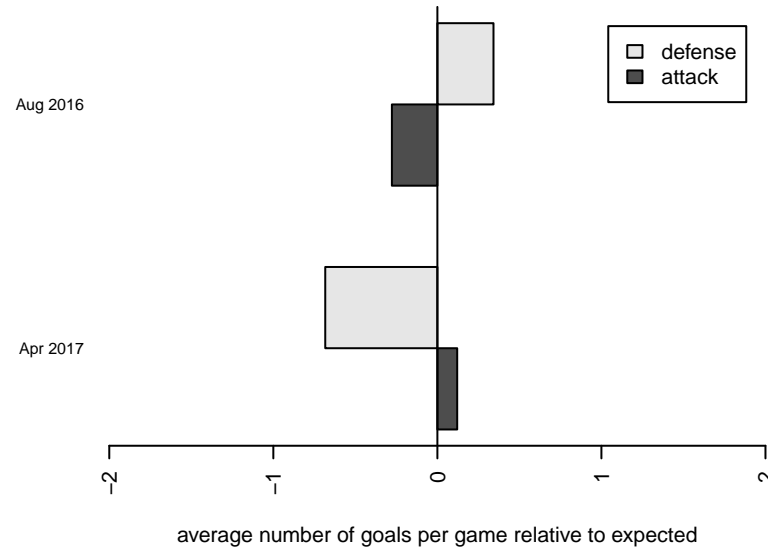
**attack and defense rating
relative to others at age
and all opponents in last 13 months**



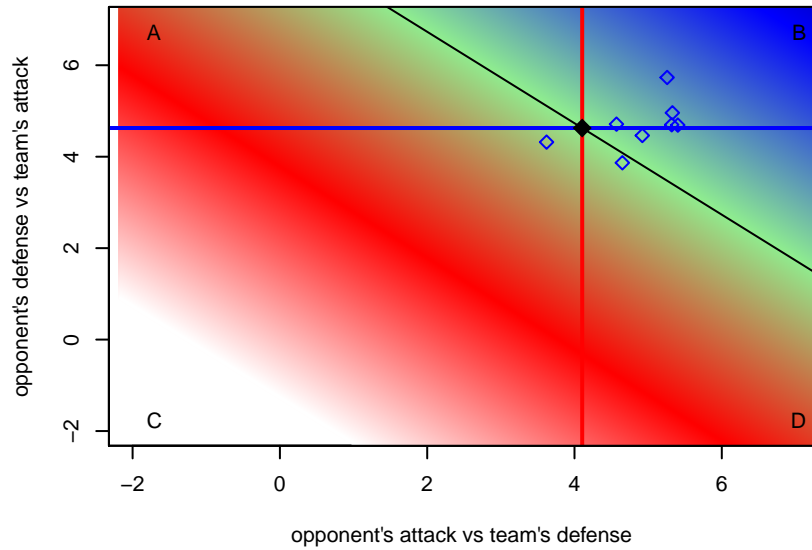
Performance relative to 13 month average



Performance relative to 13 month average



Distribution of opponents
 Red = Lose zone, Blue = Win zone, Green = Even
 Black line separates win/lose zones



lot. A=Neither has attack advantage, B=Opponent has both attack and defense advantage, C=Opponent has both attack and defense disadvantage, D=Both have

date	home		away		venue	pred.home	pred.away
2017-04-08	LA Galaxy SB Elite G00	1	Legends FC Academy G00	4	2016 FWRL CAS G00	0.82	3.01
2017-04-02	LA Galaxy SB Elite G00	1	Beach FC Academy G00	3	2016 FWRL CAS G00	0.60	3.09
2017-04-01	LA Galaxy SB Elite G00	1	FRAM Gidney G00	3	2016 FWRL CAS G00	1.22	1.85
2016-12-11	LA Galaxy SD Elite G00	0	LA Galaxy SB Elite G00	2	2016 FWRL CAS G00	1.58	1.72
2016-12-10	LA Galaxy SB Elite G00	1	San Diego Surf Academy EGSL G00	2	2016 FWRL CAS G00	0.81	1.45
2016-08-28	Legends FC South G00	3	LA Galaxy SB Elite G00	0	2016 FWRL CAS G00	3.06	0.39
2016-08-27	Rebels Elite G00	3	LA Galaxy SB Elite G00	1	2016 FWRL CAS G00	3.38	0.90
2016-08-20	LA Galaxy SB Elite G00	1	Empire SC Orange G00	0	2016 FWRL CAS G00	1.54	0.58